



Brass Rubbing

The brasses on the trail are perfect for the rediscovery of the art of brass rubbing. Simply place a sheet of paper over the artwork and gently rub using a wax crayon. The result will be an inverted image of the artwork. Try different colours and paper and experiment to create your own unique take on the artwork. Remember, paper which is too thick will be harder to work with and may not create a good result.




The ARTEFACT arts trail in Spalding combines history, art and augmented reality technology. Created by artists Neil Baker and Steven Hatton of Electric Egg in a collaboration between the Spalding Gentlemen's Society Museum and Transported, ARTEFACT is a dynamic and interactive trail of brass plaques that explores the museum's collection and connects people to the area's history.

To make ARTEFACT accessible to everyone, Electric Egg ran a series of school and community workshops that informed and influenced the designs and animations. The plaques have been drawn digitally before being etched into brass and are accompanied by animations that can be viewed on a smartphone or tablet.


The choice of brass is inspired by the monumental brasses found in churches across the county. As with the monumental brasses, we hope that residents and visitors to Spalding will take away their own version of the artwork through rubbings, thus reviving a once popular pastime and encouraging people to create their own interpretation of the artworks.

This leaflet gives a short introduction to each artwork and a map to guide you around the trail.



Online Content

To discover more about the trail and discover interactive content, use the QR code to visit: www.sgs.org/artefact



Supported by
Arts Council England,
South Holland District Council
Lincolnshire County Council

ARTEFACT artworks by Electric Egg

Installation by Jamie Hawker of JRH Services

Spalding Gentlemen's Society - sgsoc.org
Electric Egg - electricegg.co.uk
Transported - transportedart.com



An interactive Arts Trail through historic Spalding



1. Cabinet of Curiosities

Mounted on the wall adjacent to the Spalding Gentlemen's Society main entrance. Influenced by Victorian zoetropes, the artwork features an Inca pot from the museum decorated with illustrations of creatures preserved in the collection.

2. High Times on the Cowbit Wash

On the northside brick wall along Herring Lane. Ice skating on the frozen Cowbit Wash was a popular pastime. This artwork draws on the museum's collection of ice-skates and imagery of fenskiating in the local area.



3. Guild of Gleave Makers

Mounted on the wall of Chain Bridge Forge. Eels were a rich source of protein for those who lived in the fens, yet these slippery customers were hard to catch.



4. From Small Acorns...

Mounted on the brick gateposts outside the church. This artwork is inspired by an alms box from The Church of St Mary and St Nicolas, which features many oak leaves, a symbol of strength and endurance in the Christian faith.



5. Fracture

On the wall of the Ayscoughfee Hall cafe. Fracture draws inspiration from the museum's First World War collection of Rifleman Cecil Wiles.



6. Look Closer

On the entrance wall of the South Holland Centre. This artwork is inspired by the museum's photographic collection. The minutiae of formats and technology form a series of fragmented images.



7. Look After the Pennies...

Mounted on the wall of Boston College. Tokens & coins from the museum's numismatic collection (the study of currency and related objects) provide our inspiration alongside a home savings bank from the Spalding Savings Bank.



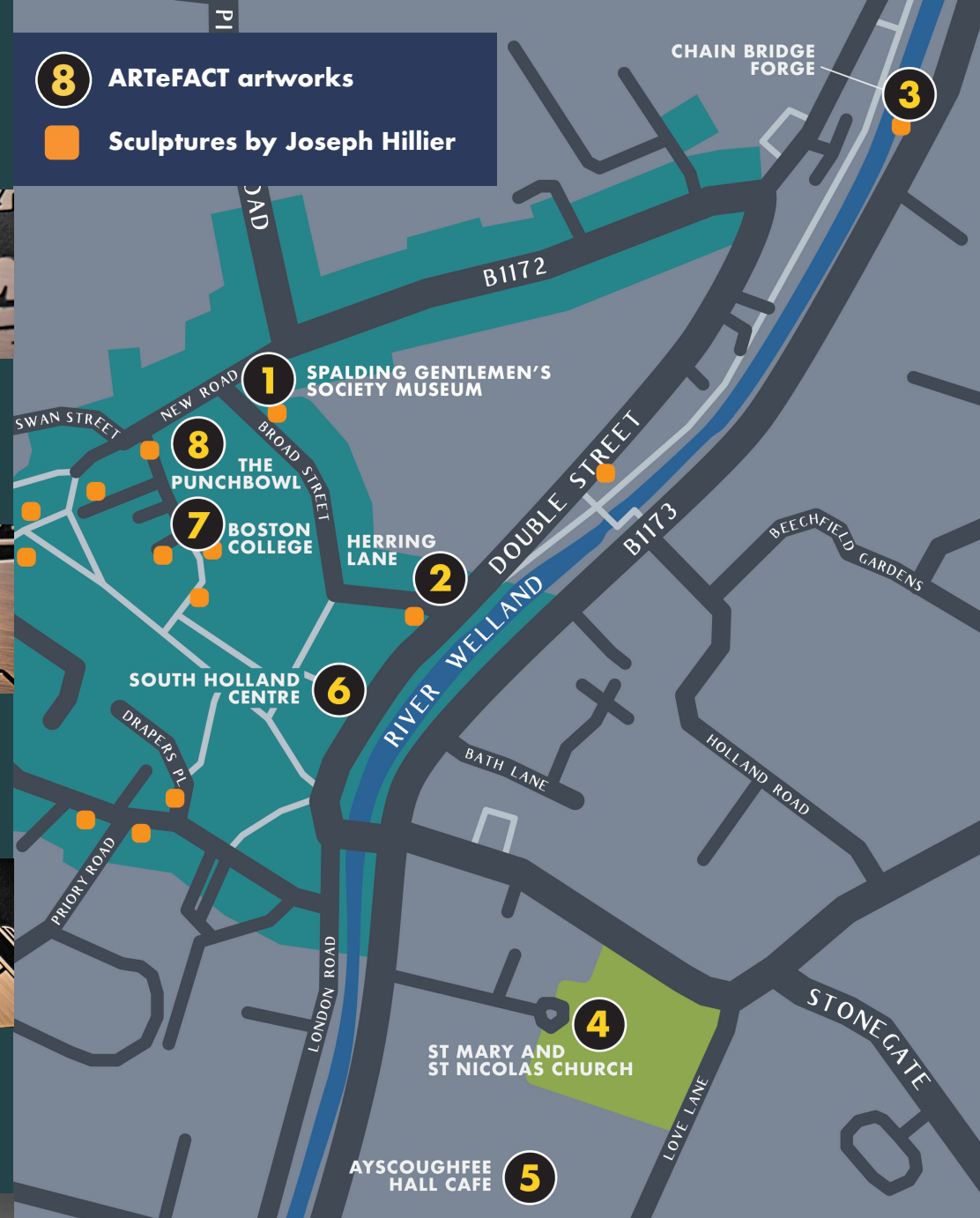
8. Dying Industries

Outside the Punchbowl. This artwork remembers the local woad farming industry. We see the plant itself, the drying balls of dye and the horse-powered crushing wheels.



8 ARTeFACT artworks

■ Sculptures by Joseph Hillier



Joseph Hillier's Spalding Public Art Trail

In addition to the ARTeFACT trail, Spalding is also home to Joseph Hillier's public art trail. Commissioned by Transported and Spalding Civic Society, the project involved local people being 3D scanned and then cast into bronze. The trail consists of 14 artworks shown on the map as an orange square. Visit transportart.com for a full guide.